



## Retrofit Relays Using Customized EXM and SEL-700 Series Relays



### Benefits of Custom EXM System

- Supports safe, rapid relay replacements
- Provides self-shorting CT connector and clearly labeled wires
- Simplifies installation, extraction, and testing
- Customizes extraction system to match relay model options

### How to Order



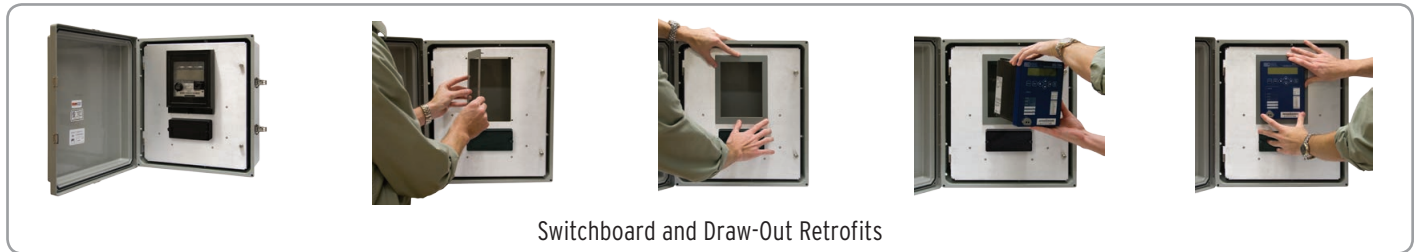

- Select the SEL-700 series relay for your application
- Send relay model number and panel requirements to [info@selengineering.com](mailto:info@selengineering.com)
- Request a quote

Note 1: EXM for relays requires customized design based on model options. Follow the process above.

Note 2: EXM for the SEL-734/735 Meters is available as a model option in the online configuration tool for each meter.

# Extractable Mounting (EXM) System

## Other Mounting Options for Your SEL Relays



Pullman, Washington USA  
Tel: +1.509.332.1890 • Fax: +1.509.332.7990 • [www.selinc.com](http://www.selinc.com) • [info@selinc.com](mailto:info@selinc.com)

© 2009–2013 by Schweitzer Engineering Laboratories, Inc. PF00216 • 20131003

